

Know Your Colors!

Pre-Visit Activity



A C T I V I T Y S H E E T

Draw the color red in this box.

Draw the color yellow in this box.

Mix the two colors together, and what do you get?

Surprise!

Draw the color blue in the box on the left. Mix it with yellow.
Draw the color red in the box on the right. Add the color blue.
What do you get?

Now choose 2 colors of your own and mix them together.
Experiment with different colors and see what you can discover.

The National Art Standard addressed in this activity is **Content Standard 2:** Using knowledge of structures and functions. The Pennsylvania Arts and Humanities Standard addressed in this activity is: **9.1 Production, Performance, and Exhibition.**

EXPLORE
THROUGH
THE ART
DOOR



JAMES A.
MICHENER
ART
MUSEUM

Know Your Lines!

Pre Visit Activity



A C T I V I T Y S H E E T

How many kinds of lines do you know? Name them.

How many kinds of lines can you create with your pencil? Draw them.


What kind of line is this? Where can you find this kind of line?



How about this one?




And this one?



What kind of shapes can you make with these lines?

Four equal straight lines make a square. What other shapes can you think of? Draw them next to the square!



The National Art Standard addressed in this activity is **Content Standard 2:** Using knowledge of structures and functions. The Pennsylvania Arts and Humanities Standard addressed in this activity is: **9.1 Production, Performance and Exhibition.**

EXPLORE
THROUGH
THE ART
DOOR



JAMES A.
MICHENER
ART
MUSEUM


Know Your Shapes!

Pre Visit Activity

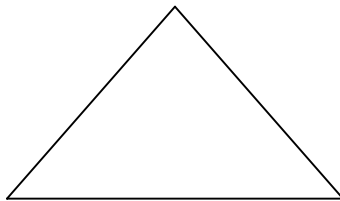
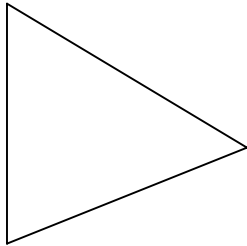


A C T I V I T Y S H E E T


How many shapes do you know? Do you know this one? Name it!



How about these?



And this one?



What color would you use to fill in each shape?

Cut out the shapes and arrange them to create an animal of your choice. Use triangles for the ears, a circle for its head, and maybe an oval for its body! Think of what other shapes you need. Add lines and colors for detail!

The National Art Standard addressed in this activity is **Content Standard 2**: Using knowledge of structures and functions. The Pennsylvania Arts and Humanities Standard addressed in this activity is: **9.1 Production, Performance and Exhibition.**

EXPLORE
THROUGH
THE ART
DOOR



JAMES A.
MICHENER
ART
MUSEUM



Pre and Post Visit Classroom Activities Featuring the Garber Mural: "A Wooded Watershed" at the James A. Michener Art Museum

Pre-Visit:

- Read aloud the story of Bambi to your students; ask students to imagine, and then draw, what they think the forest might have looked like.
- Discuss the following vocabulary words: nature, forest, and painting.
- Invite a Park Ranger, naturalist, or teacher from an environmental center to visit the class with "hands-on objects" from the ecosystem.
- Take an art-walk around your school and search for "forest finds" (leaves, pine cones, branches, critters, etc.) and "nature's colors" (match paint chips with items found on walk).
- Review basic colors, shapes, and types of paintings (i.e.: portrait, landscape) and show examples of each type of painting.

Post-Visit:

- Enlarge a photograph (or copy of a photo) taken outside your classroom; dry mount the image (preferably 18 by 24 inches or larger) and cut into jigsaw puzzle pieces; encourage students to save "their landscape" by piecing together the puzzle.
- Have students create their own landscape mural; exhibit the finished mural in a public space in the school.
- Take a trip to Daniel Garber's former studio and farm on Cuttaloosa Road in Solebury, PA. There are all types of animals to pet and feed, as well as the beautiful landscape that inspired the artist Garber.

A C T I V I T Y S H E E T

The National Art Standard addressed in this activity is **Content Standard 3**: Choosing and evaluating a range of subject matter, symbols, and ideas. The Pennsylvania Arts and Humanities Standard addressed in this activity is: **9.1 Production, Performance, and Exhibition**.

EXPLORE
THROUGH
THE ART
DOOR



JAMES A.
MICHENER
ART
MUSEUM